

Berrien County Trial Court—Family Division

Hon. Mabel J. Mayfield, Presiding Judge

Hon. Gary J. Bruce

Hon. Brian S. Berger



Juvenile Court Services

2016

Report Card Summary

Community Protection

The citizens of Berrien County have a right to safe and secure communities

Accountability

Juveniles who commit a crime incur an obligation to restore justice to the victim and community.

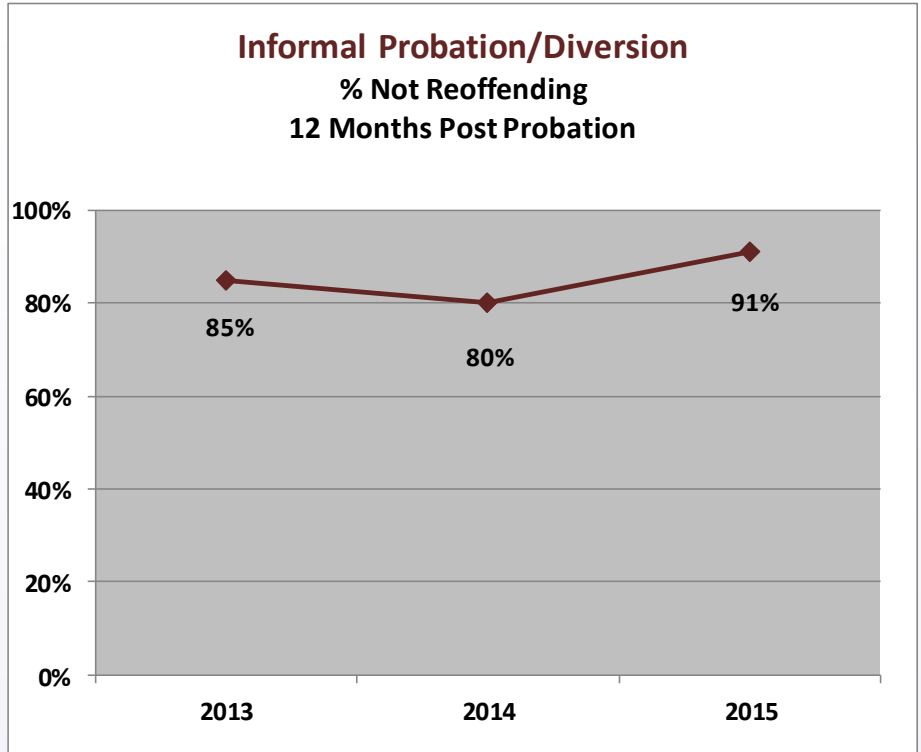
Competency Development

Youth who are under the jurisdiction of the Juvenile Justice System should acquire knowledge and skills to become productive members of society.



2016 Informal Cases/ Diversion Program Data

- Diversion Cases Closed = 76
- Re-offending data
(while under supervision)
No new offenses = 75 out of 76 or
99%
- Community Service
Hours ordered = 317
Hours completed = 309 or 97%
Minimum Wage Equivalent = \$2627



Cases Closed: 2013 = 108

2014 = 92

2015 = 82



2016 Formal Cases Data

Formal Cases Closed = 186

- ◇ Truancy = 25
- ◇ School-Based = 12
- ◇ Foster Care = 1
- ◇ Minimum Risk = 37
- ◇ Standard Probation = 85
- ◇ IPS/High Risk Standard = 23
- ◇ RTFSP = 3

Re-offending data

(while under supervision)

No new offenses = 153 out of 186 or 82%

Community Service

Hours ordered = 4920

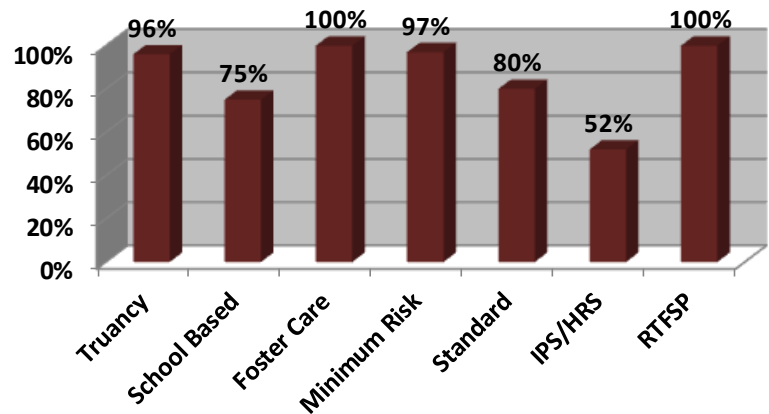
Hours completed = 4765 or 97%

Minimum Wage Equivalent = \$40,503

2016 Formal Probation (By Supervision Type)

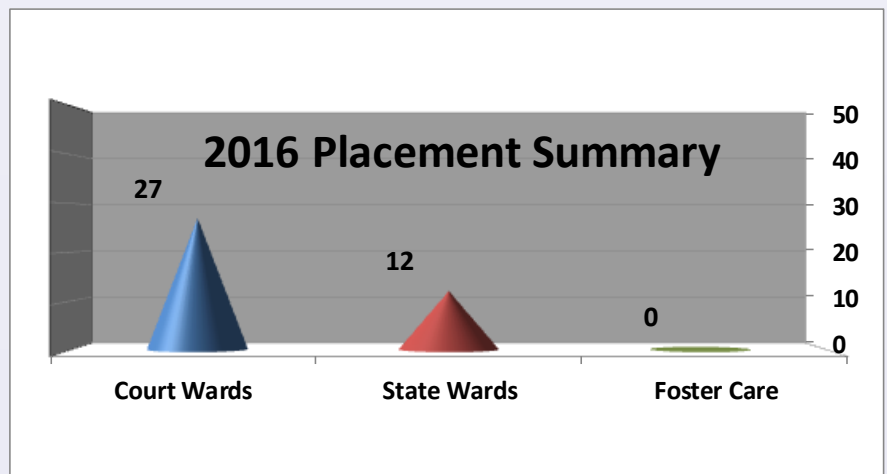
% Not Offending

While Under Supervision



2016 Placement Summary

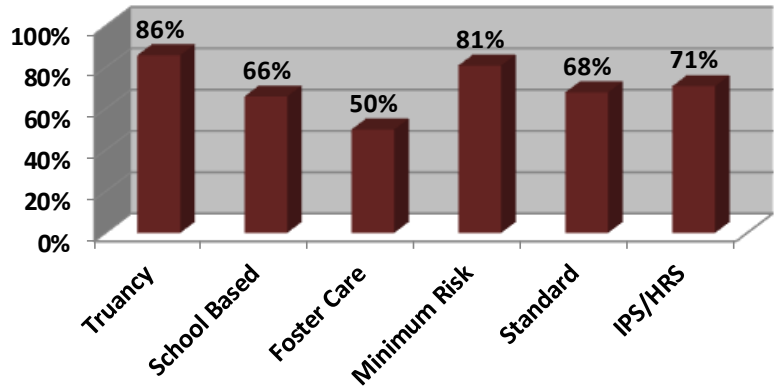
The following graph shows the number of youth involved with the juvenile justice system that were placed in Foster Care or committed to out-of-home placement as a Court ward or a State ward per Public Act 150.





Formal Cases Continue..

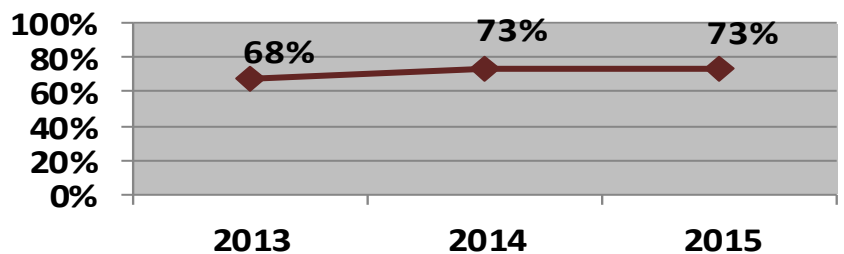
2015 Formal Probation % Not Reoffending 12 Months Post Probation



Post Probation Recidivism (3 Year Trend)

The chart below show the recidivism rates for youth that were on formal probation. The figures listed reflect the percent of youth who did not re-offend 12 months after case closure.

Formal Probation % Not Reoffending 12 Months Post Probation



Cases Closed: 2013 = 184

2014 = 204

2015 = 177

Both Informal/Diversion and Formal Cases

Successful Completion of Probation

Successful = 228 out of 262 or 87%

Unsuccessful = 34 out of 262 or 13%

School Status at Case Closure

Youth Enrolled = 251 out of 262 or 96%

HS Diploma = 3 received

Restitution

Amount ordered = \$10,912


Amount collected = \$5,518

Collection rate = 51%

Drug Tests

Tests administered = 394

No detection of drugs = 326 or 83%



Berrien County Trial Court—Family Division

Court Services

811 Port Street
St. Joseph, MI 49085

269.982.8615
269-982-8697 fax

www.berriencounty.org