













Appendix II - Survey Results

Berrien County Master Plan Survey





1. How would you rate the level of cooperation and collaboration between your local government, surrounding local units, and Berrien County government on the following issues:							
	No cooperation	A little	A fair amount	Good amount	Excellent collaboration	Rating Average	Response Count
Parks and Recreation issues	11.3% (30)	29.3% (78)	33.1% (88)	22.6% (60)	3.8% (10)	2.78	266
Provision of sewer and water services	16.2% (42)	28.6% (74)	30.5% (79)	21.6% (56)	3.1% (8)	2.67	259
Road maintenance	7.5% (20)	32.7% (87)	34.2% (91)	21.8% (58)	3.8% (10)	2.82	266
Public safety (police and fire)	5.1% (14)	12.5% (34)	27.2% (74)	38.6% (105)	16.5% (45)	3.49	272
Planning and land use	13.3% (35)	30.0% (79)	30.4% (80)	21.7% (57)	4.6% (12)	2.74	263
Economic Development	12.5% (33)	31.1% (82)	29.5% (78)	18.9% (50)	8.0% (21)	2.79	264
Comments/ideas:							56
answered question							275
skipped question							27

2. Which of the following services would you like to see provided jointly by your local government and others in your area? (check all that apply)			
		Response Percent	Response Count
Parks and Recreation		66.8%	187
Sewer and Water Services		59.6%	167
Police		58.2%	163
Fire		55.7%	156
Other (please specify)		22.5%	63
answered question			280
skipped question			22





3. Do you think there should be more cooperation between local units of government on land use and development related issues?			
		Response Percent	Response Count
Yes		76.8%	218
No		9.5%	27
Comments and ideas:		13.7%	39
answered question			284
skipped question			18






4. How do you feel about the loss of farmland in Berrien County?			
		Response Percent	Response Count
Very concerned - it worries me a lot		35.1%	101
Somewhat concerned - I don't like to see farmland converted for development		35.1%	101
Neutral or mixed feelings		17.7%	51
Not very concerned		7.3%	21
Not at all concerned		4.9%	14
Comments/ideas:			49
answered question			288
skipped question			14

5. If you are concerned about the loss of farmland in the County, would you be willing to pay (in the form of a tax increase) to save it?

		Response Percent	Response Count
Yes		19.0%	53
Not sure, maybe a little		30.8%	86
No		35.1%	98
Depends on how the money is used (please explain)		15.1%	42
		<i>answered question</i>	279
		<i>skipped question</i>	23

6. Do you take advantage of "agri-tourism" opportunities in the County? Such as wineries, orchards, seasonal activities, and farmers markets?








		Response Percent	Response Count
Yes, frequently		54.5%	159
Sometimes		34.9%	102
Rarely		7.2%	21
Never		3.4%	10
		Comments/ideas:	21
		<i>answered question</i>	292
		<i>skipped question</i>	10

7. If so, what activities do you participate in?			
		Response Percent	Response Count
Winery visits/tours		67.5%	189
Seasonal activities (like hayrides, corn mazes, etc.)		53.9%	151
Farmer's Markets		88.6%	248
U-Pick Operations		51.8%	145
Other (please specify)		11.4%	32
		answered question	280
		skipped question	22



8. Do you think the proportion of industrial/manufacturing employment in the County is:			
		Response Percent	Response Count
Too much		4.4%	12
About right		31.3%	86
Too little		64.4%	177
		Comments:	42
		answered question	275
		skipped question	27




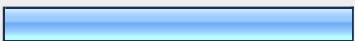



9. Do you feel that the Berrien County economy is shifting from a primarily industrial focus to a more tourist economy?			
		Response Percent	Response Count
Yes		80.9%	228
No		4.3%	12
Unsure		14.9%	42
Comments/ideas:			43
answered question			282
skipped question			20



10. If so, how do you feel about the transition from industrial to tourist?			
		Response Percent	Response Count
It's a good thing		24.5%	67
I'm a little concerned		50.0%	137
Neutral		16.1%	44
I don't want it to happen - it's a bad thing		9.5%	26
Why?			90
answered question			274
skipped question			28

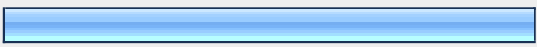





11. What do you think is the most important driver of the economy in Berrien County today:			Response Percent	Response Count
Tourism and agri-tourism			46.4%	130
Manufacturing/industrial			12.1%	34
Retail/service			5.0%	14
Waterfront development			15.7%	44
Casino development			5.0%	14
Nuclear & alternative energy			7.9%	22
Other (please specify)			7.9%	22
			<i>answered question</i>	280
			<i>skipped question</i>	22




12. What are the most important economic development resources that Berrien County has?		Response Count
		183
		<i>answered question</i>
		183
		<i>skipped question</i>
		119

13. According to 2007 U.S. Census information, approximately 85% of Berrien County residents had a high school diploma or better. Only approximately 24% of county residents have a college degree or higher. Do you think County economic development efforts should place greater emphasis on workforce education?			Response Percent	Response Count
Yes			85.1%	235
No			14.9%	41
			Comments/ideas:	71
			<i>answered question</i>	276
			<i>skipped question</i>	26




14. If yes, where do you think the County should focus its efforts?			
		Response Percent	Response Count
Promote workforce education in up and coming fields (such as healthcare, education and others)		66.3%	167
Workforce retraining programs		46.8%	118
Entrepreneurship/Small business development		43.3%	109
Partnerships with local companies		38.5%	97
Partnerships with community colleges		52.0%	131
Establishment of a small business incubator		30.2%	76
Other (please specify)		14.7%	37
<i>answered question</i>			252
<i>skipped question</i>			50

15. Should the County work to place a greater emphasis on promoting higher education?			
		Response Percent	Response Count
Yes		81.7%	228
No		18.3%	51
Comments/ideas:			53
<i>answered question</i>			279
<i>skipped question</i>			23






16. If so, how?			
		Response Percent	Response Count
Partnership with local school districts		58.5%	141
Partnership with higher education institutions		65.6%	158
Scholarship programs		49.4%	119
Internships for students		54.8%	132
Entrepreneurship development		37.8%	91
Other (please specify)		8.3%	20
		<i>answered question</i>	241
		<i>skipped question</i>	61

17. Do you rent or own your home?			
		Response Percent	Response Count
Own		92.6%	263
Rent		5.6%	16
Other (please specify)		1.8%	5
		<i>answered question</i>	284
		<i>skipped question</i>	18










18. Do you think the older, single-family houses in your community will remain desirable to new buyers?

		Response Percent	Response Count
Yes		65.2%	184
No (please tell us why)		17.4%	49
Maybe (please tell us why)		17.4%	49
Comments:			111
answered question			282
skipped question			20







19. What action(s) should Berrien County take to encourage the renovation or redevelopment of single-family houses (check all that apply)?

		Response Percent	Response Count
No action is needed		16.8%	47
Technical assistance to local communities		33.2%	93
Grant programs for rehabilitation		62.9%	176
Encourage construction of new houses		13.9%	39
Other (please specify)		20.7%	58
answered question			280
skipped question			22








20. Should the variety of housing in your community be expanded? Please specify the types of housing that should be added:

		Response Percent	Response Count
Live/Work Units		23.5%	65
Active Senior Living		35.4%	98
Retirement Housing		23.5%	65
Lofts		16.6%	46
Attached Condos		12.6%	35
Apartments		14.4%	40
Seasonal Homes		10.1%	28
None, the housing mix is fine		34.3%	95
Other (please specify)		15.2%	42
		answered question	277
		skipped question	25








21. How would you rate the quality of the owner-occupied homes in your community?

		Response Percent	Response Count
Excellent		18.1%	51
Good		52.0%	146
Fair		20.6%	58
Somewhat poor		6.0%	17
Poor		2.1%	6
No opinion		0.0%	0
Need more information		1.1%	3
		Comments/ideas:	31
		answered question	281
		skipped question	21







22. How would you rate the quality of the owner-occupied homes in Berrien County?

		Response Percent	Response Count
Excellent		1.4%	4
Good		37.1%	104
Fair		46.4%	130
Somewhat poor		7.9%	22
Poor		2.1%	6
No opinion		0.4%	1
Need more information		4.6%	13
Comments/ideas:			25
answered question			280
skipped question			22




23. How would you rate the quality of the rental housing in your community?




		Response Percent	Response Count
Excellent		1.4%	4
Good		19.0%	53
Fair		34.4%	96
Somewhat poor		22.2%	62
Poor		15.4%	43
No opinion		5.0%	14
Need more information		2.5%	7
Comments/ideas:			27
answered question			279
skipped question			23




24. How would you rate the quality of the rental housing in Berrien County?




		Response Percent	Response Count
Excellent		0.0%	0
Good		7.8%	22
Fair		35.6%	100
Somewhat poor		23.1%	65
Poor		15.3%	43
No opinion		7.1%	20
Need more information		11.0%	31
Comments/ideas:			16
answered question			281
skipped question			21





25. If your financial situation changed, would you be able to relocate to a less expensive residence within your community?

		Response Percent	Response Count
Yes		45.7%	128
No		28.6%	80
Maybe		25.7%	72
answered question			280
skipped question			22




26. If your financial situation changed, would you be able to relocate to a less expensive residence within Berrien County?			Response Percent	Response Count
Yes			59.4%	167
No			16.7%	47
Maybe			23.8%	67
			answered question	281
			skipped question	21




27. Would you want to relocate within the County?			Response Percent	Response Count
Yes			38.9%	109
No			30.7%	86
Maybe			30.4%	85
			Comments/ideas:	32
			answered question	280
			skipped question	22




28. If you rent your home, would you want to buy a home?			Response Percent	Response Count
Yes			71.4%	50
No			21.4%	15
Maybe			7.1%	5
			answered question	70
			skipped question	232

29. If yes, what help would you need?			Response Percent	Response Count
Money			67.9%	38
Job assistance			12.5%	7
Could not find the right home			21.4%	12
Other (please specify)			16.1%	9
			<i>answered question</i>	56
			<i>skipped question</i>	246








30. Please share any other thoughts, ideas or comments about housing:			Response Count
			62
			<i>answered question</i>
			62
			<i>skipped question</i>
			240

31. Do you feel that there are adequate connections (walking, biking, or by water) between parks and open spaces that you use in Berrien County?			Response Percent	Response Count
Yes			31.4%	87
No			56.7%	157
Other (please specify)			11.9%	33
			<i>answered question</i>	277
			<i>skipped question</i>	25




32. Can you walk or bike to the parks and open spaces you want to visit in the County?			Response Percent	Response Count
Yes			35.1%	97
No			49.6%	137
Other (please specify)			15.2%	42
			<i>answered question</i>	276
			<i>skipped question</i>	26




33. Do you feel that the current system of parks, open spaces and trails does a good job of protecting natural features like watersheds, large woodlands and wildlife habitats?			Response Percent	Response Count
Yes			45.8%	126
No			29.5%	81
I don't know			24.7%	68
			Comments/ideas	32
			<i>answered question</i>	275
			<i>skipped question</i>	27

34. If not, where should the County place its energy?




		Response Percent	Response Count
Wildlife preservation		43.6%	71
Woodlands		54.0%	88
Wetlands		54.6%	89
Watersheds		46.6%	76
Riverbank restoration		44.8%	73
Lakeshore preservation		58.3%	95
Other (please specify)		9.2%	15
		answered question	163
		skipped question	139

35. Do you feel that your community is "walkable"?




		Response Percent	Response Count
Yes		32.5%	89
Somewhat		40.9%	112
No		26.6%	73
		Comments/ideas:	38
		answered question	274
		skipped question	28

36. Are you satisfied with the way the lakeshore is being used/developed in Berrien County?			Response Percent	Response Count
Yes			41.7%	113
No			39.1%	106
Other (please specify)			19.2%	52
			answered question	271
			skipped question	31




37. If no, how would you like to see the lakeshore used differently?		Response Count
		116
		answered question
		116
		skipped question
		186

38. Do you believe there is effective communication between public agencies when utilities repair roads, water lines, or sewer lines so that money isn't wasted fixing the problem more than once?			Response Percent	Response Count
Yes			23.6%	59
Occasionally			45.2%	113
No			31.2%	78
			Comments/ideas:	38
			answered question	250
			skipped question	52



39. Do you think that consolidation of multiple communities into an authority that provides water and sewer service is acceptable if it is a value for taxpayers?



		Response Percent	Response Count
Yes		75.8%	197
No		6.2%	16
Maybe (please explain)		18.1%	47
answered question			260
skipped question			42




40. Are you a municipal water customer?



		Response Percent	Response Count
Yes		65.8%	175
No		32.3%	86
I don't know		1.9%	5
answered question			266
skipped question			36

41. Are you satisfied with the current quality of your drinking water?



		Response Percent	Response Count
Yes		84.9%	220
No		15.1%	39
		Comments:	34
answered question			259
skipped question			43

42. Are you satisfied with your current water and sewer service?				
			Response Percent	Response Count
Yes			80.9%	199
No			19.1%	47
			Comments:	47
			answered question	246
			skipped question	56



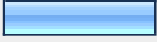



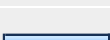


43. If you do not have water and sewer service, would you be interested in County resources available to help you maintain your septic system and dispose of septage?				
			Response Percent	Response Count
Yes			49.5%	47
No			34.7%	33
Maybe			15.8%	15
			Comments:	12
			answered question	95
			skipped question	207




44. Are you interested in information to help you reduce your household water consumption?				
			Response Percent	Response Count
Yes			56.5%	147
No			43.5%	113
			answered question	260
			skipped question	42








45. Are you interested in information that explains why stormwater quality is important and how you can contribute to improving it through household tasks and product choices?





		Response Percent	Response Count
Yes		66.4%	172
No		33.6%	87
		answered question	259
		skipped question	43

46. What solid waste and garbage services do you currently receive?

		Response Percent	Response Count
Curbside Pickup		89.5%	230
Curbside Recycling		42.4%	109
Bulky Curbside Waste Pickup		16.3%	42
Household Hazardous Waste Collection Events		24.1%	62
Yard Waste		28.0%	72
Landfill Access		22.6%	58
Used Motor Oil Recycling		11.3%	29
I Don't Know		2.3%	6
Other (please specify)		8.2%	21
		answered question	257
		skipped question	45




47. Do you contract individually with your garbage pick-up company?			Response Percent	Response Count
Yes			62.2%	161
No			37.1%	96
I don't know			0.8%	2
			answered question	259
			skipped question	43

48. Do you or other members of your household currently do any of the following: (check all that apply)			Response Percent	Response Count
Recycle household items like newspaper, bottles, cans or magazines curbside			48.0%	123
Recycle household items like newspaper, bottles, cans or magazines at a drop-off center			42.6%	109
Compost household items like grass clippings, leaves or food waste			46.1%	118
Take household hazardous waste (HHW) items like paint, lawn chemicals and automotive fluids to an HHW facility or special collection event			42.6%	109
Make household purchases based on waste reduction or environmental benefit			43.0%	110
Recycle electronic items like computers, televisions or cell phones			59.0%	151
Reduce the amount of waste produced in your household by taking such actions as buying items with less packaging, buying in bulk, buying used items instead of new			44.1%	113









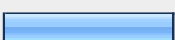

Take leaves and brush to a city facility, private business, or set them at the curb for composting and mulching		28.9%	74
Use compost or mulch for landscaping or in your garden		50.8%	130
Reuse items such as grocery sacks or plastic cups instead of throwing them away		78.9%	202
Use durable cups, plates and utensils instead of disposables		69.1%	177
<i>answered question</i>			256
<i>skipped question</i>			46

49. Would you support your community if it contracted with a preferred or mandatory residential garbage hauler if it was less expensive for homeowners?			
		Response Percent	Response Count
Yes		78.5%	201
No		9.0%	23
I don't know		12.5%	32
Comments/ideas:			34
<i>answered question</i>			256
<i>skipped question</i>			46




50. Would you support your community if it contracted with a preferred or mandatory residential garbage hauler if it provided funding for household hazardous waste collection and expanded recycling initiatives?

		Response Percent	Response Count
Yes		75.5%	197
No		10.7%	28
I don't know		13.8%	36
Comments/ideas:			19
answered question			261
skipped question			41




51. Which of the following barriers prevents you from recycling or recycling more than you currently do? (Check all that apply)

		Response Percent	Response Count
Nothing – I recycle everything possible		36.1%	92
Do not think it's necessary		3.1%	8
Takes too much time		10.2%	26
Do not know what I can recycle		9.8%	25
Curbside recycling is not available		33.3%	85
Do not know where to take materials		17.3%	44
Takes up too much room		11.8%	30
Don't know where to find recycling information		7.8%	20
Inconvenient locations and times		18.4%	47
Other (please specify)		14.9%	38
answered question			255
skipped question			47




52. Would you expand your use of recycling services if:				
	Yes	No	I don't know	Response Count
It provided an income stream to your community that helped stabilize or lower property taxes?	93.9% (232)	2.4% (6)	3.6% (9)	247
It provided an opportunity to create new manufacturing jobs?	93.4% (227)	2.5% (6)	4.1% (10)	243
It helped protect the environment?	95.0% (229)	1.2% (3)	3.7% (9)	241
Comments/ideas:				18
answered question				252
skipped question				50

53. Is illegal dumping is a problem in your neighborhood?				
			Response Percent	Response Count
Yes			21.1%	56
No			66.9%	178
I don't know			12.0%	32
Comments/concerns				25
answered question				266
skipped question				36




54. Do you believe dial-a-ride and transit are important mobility options for people that have no other access to transportation?

		Response Percent	Response Count
Yes		87.3%	234
No		6.3%	17
I don't know		6.3%	17
Comments/ideas:			20
answered question			268
skipped question			34





55. Are you supportive of consolidating dial-a-ride services to improve customer amenities and the value of the services for taxpayers?

		Response Percent	Response Count
Yes		76.5%	202
No		8.0%	21
I don't know		15.5%	41
Comments/ideas:			22
answered question			264
skipped question			38

56. Do you think that you would use transit if your time to and from work was the same as if you drove alone?

		Response Percent	Response Count
Yes		34.4%	89
No		45.6%	118
I don't know		20.1%	52
Comments/ideas:			38
answered question			259
skipped question			43

57. Do you think that road and bridge funding should be spent in developed areas around the core communities of Berrien County, or should it be spent to build new roads and provide access to previously undeveloped areas?

		Response Percent	Response Count
Developed areas		55.0%	144
New development		1.5%	4
Both		39.7%	104
Neither		3.8%	10
Comments/ideas:			32
answered question			262
skipped question			40